



# CORGHI



# USA

# **CORGHI**

## **RIM CLAMP MODEL**













## **TIRE CHANGERS**

## **2024**

**Corgi USA**  
6067 Schumacher Park Drive  
West Chester OH, 45069

**1-800-260-0968**  
Office: (513) 874-5958  
[www.corgiUSA.us](http://www.corgiUSA.us)

Find us on Facebook, YouTube and Instagram at CorgiUSA

	DESCRIPTION	*OLD MODELS	9220/9222	9824	9824LL	9830	2024	2024LL	2030	BC200S
	<b>Bottom Plastic Insert (5pk)</b>	8-11100107 (Match Head Style)	8-11100107 (Match Head Style)	8-11100107 (Match Head Style)	N/A	8-11100107 (Match Head Style)	8-11100107 (Match Head Style)	N/A	8-11100107 (Match Head Style)	N/A
	<b>Front Plastic Insert (10pk)</b>	8-11100106 (Match Head Style)	8-11100106 (Match Head Style)	8-11100106 (Match Head Style)	N/A	8-11100106 (Match Head Style)	8-11100106 (Match Head Style)	N/A	8-11100106 (Match Head Style)	N/A
	<b>Bottom Plastic Insert (Individual) (For Winged Mount/Demount Head)</b>	N/A	4-114934 (Match Head Style)	4-114934 (Match Head Style)	N/A	4-114934 (Match Head Style)	4-114934 (Match Head Style)	N/A	4-114934 (Match Head Style)	N/A
	<b>Snap In Insert (Individual) (For Winged Mount/Demount Head)</b>	N/A	4-114935A (Match Head Style)	4-114935A (Match Head Style)	N/A	4-114935A (Match Head Style)	4-114935A (Match Head Style)	N/A	4-114935A (Match Head Style)	N/A
	<b>Triangle Insert (1 Screw Hole)</b>	N/A	N/A	N/A	<b>4-106611A (5x Included)</b>	N/A	N/A	<b>4-106611A (5x Included)</b>	N/A	N/A
	<b>Square Insert (Yellow, 2 Hole)</b>	N/A	N/A	N/A	<b>4-103502B (Match to existing color) (10x Correct color included)</b>	N/A	N/A	<b>4-103502B (Match to existing color) (10x Correct color included)</b>	N/A	N/A
	<b>Square Insert (Grey, 2 Hole)</b>	N/A	N/A	N/A	<b>4-133385A (Match to existing color) (10x Correct color Included)</b>	N/A	N/A	<b>4-133385A (Match to existing color) (10x Correct color Included)</b>	N/A	N/A
	<b>Screw for Head Insert (M4x6x0.75) (Per Screw)</b>	N/A	N/A	N/A	<b>2-03438 (5x Included)</b>	N/A	N/A	<b>2-03438 (5x Included)</b>	N/A	N/A
	<b>Protection Kit (Includes: 10 Grey Finger Inserts, 5 Triangle Inserts, Insert Screw)</b>	N/A	N/A	N/A	8-11400325 (Match color of 2 hole insert)	N/A	N/A	8-11400325 (Match color of 2 hole insert)	N/A	N/A
	<b>Inside Plastic Clamp Protector (12pk)</b>	*SEE BELOW	<b>8-11100108 (4 Piece Included)</b>	<b>8-11100108 (4 Piece Included)</b>	<b>8-11100108 (4 Piece Included)</b>	<b>8-11100108 (4 Piece Included)</b>	<b>8-11100108 (4 Piece Included)</b>	<b>8-11100108 (4 Piece Included)</b>	<b>8-11100108 (4 Piece Included)</b>	N/A
	<b>Inside Jaw Protector (OLD - 3 piece jaw assembly) (Single)</b>	442728 *SEE BELOW	N/A	N/A	N/A	N/A	N/A	N/A	N/A	N/A
	<b>Outside Plastic Clamp Protector (12pk)</b>	*SEE BELOW	<b>8-11100109 (4 Piece Included)</b>	<b>8-11100109 (4 Piece Included)</b>	<b>8-11100109 (4 Piece Included)</b>	<b>8-11100109 (4 Piece Included)</b>	<b>8-11100109 (4 Piece Included)</b>	<b>8-11100109 (4 Piece Included)</b>	<b>8-11100109 (4 Piece Included)</b>	N/A

" \* " Please contact service to verify part number and fitment at [service@corghiusa.us](mailto:service@corghiusa.us) or 1-800-260-0968 (Ext. 2)







"(Included)" - Item included with new machine purchase

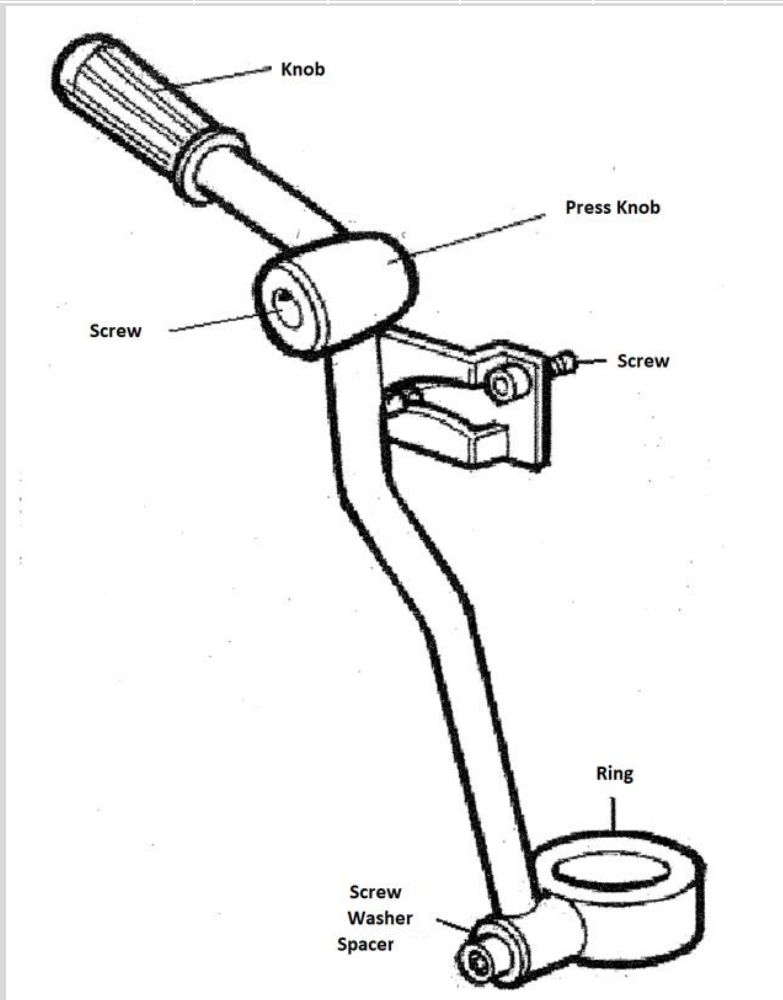
	DESCRIPTION	*OLD MODELS	9220/9222	9824	9824LL	9830	2024	2024LL	2030	BC200S
	<b>Bead Breaker Pad (Rim Support)</b>	436199B	436199B	436199B	436199B	4-401740 (Not Pictured)	436199B	436199B	436199B	N/A
	<b>Bead Breaker Blade Protector (6pk)</b>	8-11100105	<b>8-11100105 (1 Piece Included)</b>	<b>8-11100105 (1 Piece Included)</b>	<b>8-11100105 (1 Piece Included)</b>	<b>8-11100105 (1 Piece Included)</b>	<b>8-11100105 (1 Piece Included)</b>	<b>8-11100105 (1 Piece Included)</b>	<b>8-11100105 (1 Piece Included)</b>	N/A
	<b>Tire Bar Protector (6pk)</b>	8-11100104	<b>8-11100104 (1 Piece Included)</b>	<b>8-11100104 (1 Piece Included)</b>	<b>8-11100104 (1 Piece Included)</b>	<b>8-11100104 (1 Piece Included)</b>	<b>8-11100104 (1 Piece Included)</b>	<b>8-11100104 (1 Piece Included)</b>	<b>8-11100104 (1 Piece Included)</b>	N/A
	<b>Snap On Insert Head Roller (4pk)</b>	8-11900266 (Use with roller 322738)	8-11900266 (Use with roller 322738)	8-11900266 (Use with roller 322738)	N/A	8-11900266 (Use with roller 322738)	8-11900266 (Use with roller 322738)	N/A	8-11900266 (Use with roller 322738)	N/A
	<b>Mount / Demount Head Roller</b>	322738	322738	322738	N/A	322738	322738	N/A	322738	N/A
	<b>Set Screw for Mount / Demount Head Roller and Insert</b>	342051	342051	342051	N/A	342051	342051	N/A	342051	N/A
	<b>Metal Winged Mount / Demount Head</b>	8-11120050	8-11120050	8-11120050	N/A	8-11120050	8-11120050	N/A	8-11120050	N/A
	<b>Metal Mount / Demount Head</b>	258458	258458	258458	N/A	258458	258458	N/A	258458	258458
	<b>Washer for 258458</b>	350194	350194	350194	N/A	350194	350194	N/A	350194	350194
	<b>Bolt for 258458</b>	350197	350197	350197	N/A	350197	350197	N/A	350197	350197
	<b>Low Profile Washer For 258458</b>	4-103504	4-103504	4-103504	N/A	4-103504	4-103504	N/A	4-103504	4-103504
	<b>Bolt For Low Profile Washer 4-103504</b>	2-00837	2-00837	2-00837	N/A	2-00837	2-00837	N/A	2-00837	2-00837
	<b>Plastic Mount / Demount Head With Bracket Kit</b>	801250309	801250309	801250309	N/A	801250309	801250309	N/A	801250309	801250309
	<b>Replacement Plastic Mount / Demount Head ONLY</b>	450310	450310	450310	N/A	450310	450310	N/A	450310	450310

	DESCRIPTION	*OLD MODELS	9220/9222	9824	9824LL	9830	2024	2024LL	2030	BC200S
	Plastic Mount / Demount Head With Bracket Kit w/ Bead Guide	8-11400334	8-11400334	8-11400334	N/A	8-11400334	8-11400334	N/A	8-11400334	8-11400335
	Replacement Plastic Mount / Demount Head w/ Bead Guide	4-120129B	4-120129B	4-120129B	N/A	4-120129B	4-120129B	N/A	4-120129B	4-120129B
	Short Stainless Steel Mount / Demount Head	801252083	801252083	801252083	N/A	801252083	801252083	N/A	801252083	<b>801252083 (Included)</b>
	Insert for Short Stainless Mount / Demount Head	4-106609	4-106609	4-106609	N/A	4-106609	4-106609	N/A	4-106609	4-106609
	Quick Change Kit for Mount / Demount Heads	8-11100001	8-11100001	8-11100001	N/A	8-11100001	8-11100001	N/A	8-11100001	8-11100001
	4" Increase Kit (For Tilt Back Changers)	N/A	N/A	N/A	N/A	N/A	8-11120041	N/A	8-11120041	N/A
	Red Knife (Plastic)	N/A	N/A	N/A	<b>4-405496A (1x Included)</b>	N/A	N/A	<b>4-405496A (1x Included)</b>	N/A	N/A
	Rim Edge Protectors (Long)	2201716	2201716	2201716	2201716	2201716	2201716	2201716	2201716	2201716
	Rim Edge Protectors (Short)	5-491007 (3x Included)	5-491007 (3x Included)	5-491007 (3x Included)	5-491007 (3x Included)	5-491007 (3x Included)	5-491007 (3x Included)	5-491007 (3x Included)	5-491007 (3x Included)	5-491007
	Bead Clip (Sliding)	8-11100120	8-11100120	8-11100120	8-11100120	8-11100120	8-11100120	8-11100120	8-11100120	8-11100120
	Bead Clip (Spring)	801435685	801435685	801435685	801435685	801435685	801435685	801435685	801435685	801435685
	Bead Clip ("Ice Cream Scoop")	801261910	801261910	801261910	801261910	801261910	801261910	801261910	801261910	801261910
	Bead Clip (Run Flat)	801262417	801262417	801262417	<b>801262417 (1x Included)</b>	801262417	801262417	<b>801262417 (1x Included)</b>	801262417	801262417

" \* " Please contact service to verify part number and fitment at [service@corghiusa.us](mailto:service@corghiusa.us) or 1-800-260-0968 (Ext. 2)

"(Included)" - Item included with new machine purchase

	DESCRIPTION	*OLD MODELS	9220/9222	9824	9824LL	9830	2024	2024LL	2030	BC200S
	Jaw Adaptors (OLD - 3 piece jaw assembly) (4pk)	801263518 *SEE BELOW	N/A	N/A	N/A	N/A	N/A	N/A	N/A	N/A
	Jaw Adaptors (NEW - 1 piece cast jaw assembly) (4pk)	*SEE BELOW	801263517	801263517	801263517	801263517	801263517	801263517	801263517	N/A
	Insert for Jaw Adaptor 801263517 & 801263518	3305341B	3305341B	3305341B	3305341B	3305341B	3305341B	3305341B	3305341B	N/A
	Motorcycle Adaptor (OLD - 3 piece jaw assembly) (1 Piece)	251726 *SEE BELOW	N/A	N/A	N/A	N/A	N/A	N/A	N/A	N/A
	Motorcycle Adaptor (NEW - 1 piece cast jaw assembly) (4 Piece)	801258650 *SEE BELOW	801258650	801258650	801258650	801258650	801258650	801258650	801258650	N/A
	Bead Press Lever	N/A	N/A	801242834 (Included)	N/A	801242834	N/A	N/A	N/A	N/A



Knob	425219
Screw for Press Knob	2-01957
Press Knob	440600A
Screw for Bracket	2-00308
Ring	342714A
Screw for Ring	2-02844
Washer for Ring	2-01299
Spacer for Ring	900900834


	DESCRIPTION	*OLD MODELS	9220/9222	9824	9824LL	9830	2024	2024LL	2030	BC200S
	Standard Tire Bar (Double Sided)	426388	426388 (1x Included)	426388 (1x Included)	426388	426388 (1x Included)	426388 (1x Included)	426388	426388 (1x Included)	426388
	Run Flat Tire Bar (Single Sided)	4-108275	4-108275	4-108275	4-108275	4-108275	4-108275	4-108275	4-108275	4-108275
	Lube Bucket	423405	423405	423405	423405	423405	N/A	N/A	N/A	N/A
	Lube Brush	415248	415248 (1x Included)	415248 (1x Included)	415248 (1x Included)	415248 (1x Included)	415248 (1x Included)	415248 (1x Included)	415248 (1x Included)	415248
	Locking Peaks (8 Required)	*SEE BELOW	339146C	339146C	339146C	339146C	339146C	339146C	339146C	N/A
	Filter / Regulator Assembly (F/R/L) w/ Oiler	456522	456522	456522	456522	456522	456522	456522	456522	N/A
	F/R/L - (Filter / Regulator Only)	900900194C	900900194C	900900194C	900900194C	900900194C	900900194C	900900194C	900900194C	N/A
	F/R/L - (Oiler Only)	900900999C	900900999C	900900999C	900900999C	900900999C	900900999C	900900999C	900900999C	N/A
	Inflation Gauge	3-00489	3-00489	3-00489	3-00489	3-00489	3-00489	3-00489	3-00489	N/A
	Pressure Gauge	3-00488	3-00488	3-00488	3-00488	3-00488	3-00488	3-00488	3-00488	N/A
	Blast Valve	*SEE BELOW	243020B	243020B	243020B	243020B	243020B	243020B	243020B	N/A
	Inflation Hose	900900462	900900462	900900462	900900462	900900462	900900462	900900462	900900462	N/A
	Brass Button Valve	*SEE BELOW	235463	235463	235463	235463	235463	235463	235463	N/A
	Inflation Valve	*SEE BELOW	3-04138A	3-04138A	3-04138A	3-04138A	3-04138A	3-04138A	3-04138A	N/A
	Tire Chuck	3-00425	3-00425	3-00425	3-00425	3-00425	3-00425	3-00425	3-00425	N/A

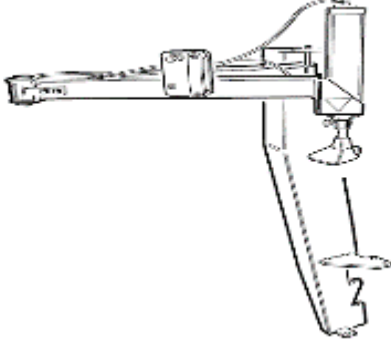

" \* " Please contact service to verify part number and fitment at [service@corghiusa.us](mailto:service@corghiusa.us) or 1-800-260-0968 (Ext. 2)




"(Included)" - Item included with new machine purchase



	DESCRIPTION	*OLD MODELS	9220/9222	9824	9824LL	9830	2024	2024LL	2030	BC200S
	<b>Pressure Limiter Valve (60 PSI) OLD STYLE</b>	3-00389	Compare to Original	Compare to Original	Compare to Original	Compare to Original	Compare to Original	Compare to Original	Compare to Original	N/A
Not Currently Pictured	<b>Pressure Limiter Valve (60 PSI) NEW STYLE</b>	3-04775	Compare to Original	Compare to Original	Compare to Original	Compare to Original	Compare to Original	Compare to Original	Compare to Original	N/A
	<b>Rotary Coupler</b>	*SEE BELOW	241841B	241841B	241841B	241841B	241841B	241841B	241841B	N/A
	<b>Jaw Cylinder Seal Kit (Double)</b>	*SEE BELOW	238548	238548	238548	238548	238548	238548	238548	N/A
Not Currently Pictured	<b>Jaw Cylinder Seal Kit (Single)</b>	240122	N/A	N/A	N/A	N/A	N/A	N/A	N/A	N/A
	<b>Quad (ATV) Jaw Adapter Kit</b>	N/A	N/A	N/A	N/A	N/A	N/A	N/A	N/A	8-11600119
	<b>Large Wheel Adapter</b>	N/A	N/A	N/A	N/A	N/A	N/A	N/A	N/A	8-11600120
	<b>MC Bead Breaker Protector (6 Pack)</b>	N/A	N/A	N/A	N/A	N/A	N/A	N/A	N/A	8-11600020
	<b>MC Jaw Insert (20 Pack)</b>	N/A	N/A	N/A	N/A	N/A	N/A	N/A	N/A	253090A
	<b>Plastic Jaw Replacement (4 Pack)</b>	N/A	N/A	N/A	N/A	N/A	N/A	N/A	N/A	8-11600121
	<b>Go-Kart Adapter Inserts</b>	N/A	N/A	N/A	N/A	N/A	N/A	N/A	N/A	8-11600123 (4 Pack)
	<b>Medium Wheel Support Adapter</b>	N/A	N/A	N/A	N/A	N/A	N/A	N/A	N/A	8-11400073
	<b>WL60 Wheel Lift</b>	*SEE BELOW	8-11600004	8-11600004	8-11600004	N/A	8-11600004	8-11600004	8-11600004	N/A
	<b>Lube Bucket Bracket</b>	8-11120095	8-11120095	8-11120095	8-11120095	8-11120095	8-11120095	8-11120095	8-11120095	N/A

	DESCRIPTION	*OLD MODELS	9220/9222	9824	9824LL	9830	2024	2024LL	2030	BC200S
	Accessory Tray	8-11120092	8-11120092	8-11120092	8-11120092	8-11120092	8-11120092	8-11120092	8-11120092	N/A

		Helper Arms								
	DESCRIPTION	*OLD MODELS	9220/9222	9824	9824LL	9830	2024	2024LL	2030	BC200S
<b>BPT</b>										
	BPT	*SEE BELOW	8-11100100	8-11100100	8-11100100	8-11120055	8-11100100	8-11100100	8-11100100	N/A
	BPT Foot	*SEE BELOW	4-106888	4-106888	4-106888	4-106888	4-106888	4-106888	4-106888	N/A

<b>PU1500</b>										
	PU1500	*SEE BELOW	8-11120046	8-11120046	8-11120046	8-11120056	8-11120046	8-11120046	8-11120046	N/A
	PU1500 Disk	454832	454832	454832	454832	454832	454832	454832	454832	N/A
	PU1500 Roller	460015	460015	460015	460015	460015	460015	460015	460015	N/A

" \* " Please contact service to verify part number and fitment at [service@corghiusa.us](mailto:service@corghiusa.us) or 1-800-260-0968 (Ext. 2)

"(Included)" - Item included with new machine purchase



SP2000




	<b>SP2000</b>	*SEE BELOW	N/A	N/A	N/A	N/A	8-21100047	8-21100047	8-21100047	N/A
	<b>SP2000 Disk</b>	454832	N/A	N/A	N/A	N/A	454832	454832	454832	N/A
	<b>SP2000 White Bead Roller</b>	461230A	N/A	N/A	N/A	N/A	461230A	461230A	461230A	N/A

SP2300



	<b>SP2300</b>	*SEE BELOW	N/A	N/A	N/A	N/A	8-11100343 and 8-11100344 (Bracket)	8-11100343 and 8-11100344 (Bracket)	N/A	N/A
	<b>SP2300 Disk</b>	4-114928	N/A	N/A	N/A	N/A	4-114928	4-114928	N/A	N/A
	<b>SP2300 Bead Press Foot</b>	4-114951	N/A	N/A	N/A	N/A	4-114951	4-114951	N/A	N/A
	<b>SP2300 Roller</b>	4-114927	N/A	N/A	N/A	N/A	4-114927	4-114927	N/A	N/A

SP2300 PLUS











	<b>SP2300 PLUS</b>	*SEE BELOW	N/A	N/A	N/A	N/A	8-11120042	8-11120042	8-11120042	N/A
	<b>SP2300 PLUS Roller</b>	461230A	N/A	N/A	N/A	N/A	461230A	461230A	461230A	N/A
	<b>SP2300 PLUS Disk</b>	454832	N/A	N/A	N/A	N/A	454832	454832	454832	N/A

Tilt Tower Cylinders

From Year	Cylinder Part Number	Shaft Part Number	Shaft Length	Thread Diameter (Each End)	Clevis Part Number	Clevis Style
2003	900244589	344590	155mm	M12 - M12	323350	Stamped U
2004 - Present	4-100825	4-100826	181mm	M12 - M12	323350	Stamped U
2004 - Present	4-100825	4-115953	185mm	M12 - M18	4-115954	Cast Alu. Block

Machine Pedal Assembly

	<b>Air Motor (Rotation) Pedal</b>	900229957		<b>Jaw / Bead Breaker / Tower Pedal Spring</b>	410628B			
	<b>Jaw Pedal</b>	325031		<b>Double Pedal Valve</b>	5-102739			
	<b>Bead Breaker Pedal</b>	325032		<b>Tilt Tower Pedal Valve</b>	900257137			
	<b>Electric Motor Pedal</b>	5-102714		<b>Motor (Rotation) Pedal Spring</b>	4-109664			

" \* " Please contact service to verify part number and fitment at [service@corghiusa.us](mailto:service@corghiusa.us) or 1-800-260-0968 (Ext. 2)

"(Included)" - Item included with new machine purchase